

REAL COLORS

LACQUER BASED PAINT

DESIGNED FOR
AIRBRUSHING



IMPROVED FORMAT
UPDATED RANGE



AK

REAL COLORS

LACQUER BASED PAINT

DESIGNED FOR AIRBRUSHING



ACCURACY

180 COLORS

UPDATED RANGE

- ◀ IMPROVED FORMAT
- ◀ 24 NEW COLORS
- ◀ UNSURPASSED COLOR ACCURACY

The new Real Colors paint range is a very special step forward for AK. AK Real Colors are state-of-the-art lacquer based paints developed in our own laboratories. Our goal was to create the highest quality paint with a chemical formula and color accuracy superior to other brands on the market.

La nueva gama de pinturas Real Colors supone un paso adelante muy especial para AK. AK Real Colors son pinturas a base de laca de última generación desarrolladas en nuestros propios laboratorios. Nuestro objetivo ha sido crear una pintura de máxima calidad con una fórmula química y una precisión de color superiores a las de otras marcas del mercado.

UPDATED RANGE

3

Families | Ranges Familias | Gamas

The new Real Colors range currently consists of 180 colors, including 26 basic colors, 130 military colors and 24 new colors specially developed for painting model cars and motorbikes.

La nueva gama Real Colors consta actualmente de 180 colores, entre los que se incluyen 26 colores básicos, 130 colores militares y 24 nuevos colores especialmente desarrollados para pintar maquetas de coches y motos.

THE NEW BOTTLE: REAL COLORS TOP TO BOTTOM

Our updated range of colors required improved packaging.
We're therefore pleased to introduce our brand new 17 ml plastic bottle with dropper!



NEW FORMAT. INCREASED CAPACITY

The Real Colors range was initially available in 10 ml glass bottles, typically used for this type of paint, but we have now managed to introduce a more user-friendly packaging in the form of 17 ml plastic dropper bottles.

La gama Real Colors estaba disponible inicialmente en frascos de vidrio de 10 ml, típicos de este tipo de pinturas, pero ahora hemos conseguido introducir un envase más fácil de usar, en forma de frascos de plástico de 17 ml con cuentagotas.



NEW CAP

Easily recognizable.
Distinctive and exclusive.

Rápidamente identificable.
Característico y exclusivo.



NEW DISPENSER

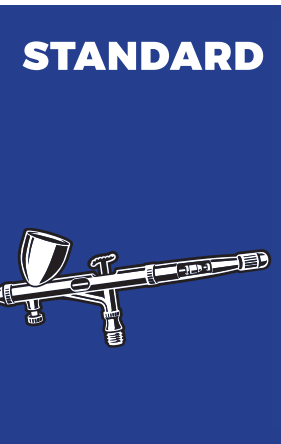
The new bottle features a dropper which allows for easier loading of the paint into your airbrush cup and creating custom color mixes with more precision.

Incluyen un dosificador que nos permitirá realizar mezclas de manera más precisa. Además nos resultará más cómodo verterla en la copa del aerógrafo y también conservarlas mejor.



SAME FORMULA. TOP QUALITY AS ALWAYS.

MISMA FÓRMULA.
MÁXIMA CALIDAD.
COMO SIEMPRE.



26 colors

Standard colors are the basic shades that are most commonly used in all modeling branches. Also included are the clear colors and varnishes.

Los colores standard son los tonos más comunmente usados en distintas ramas modelísticas. Incluyen tonos básicos como los colores Clear, barnices, etc.




24 new colors

This range is developed for painting car and motorcycle models, including the most popular colors used by iconic manufacturers such as Renault, Ferrari, Alfa Romeo, Lotus, Subaru, Ducati, Kawasaki, etc. Together with the range of standard colors suitable for interiors and details, it is the combination that any car or motorbike modeler needs.

- To achieve an ultra-glossy finish use RC705 Super Gloss Finish 1K.

El rango de colores para modelismo civil incluye los colores más populares usados por diferentes marcas como Renault, Ferrari, Alfa Romeo, Lotus, Subaru, Ducati, Kawasaki, etc. Junto con el rango de colores standard para interiores y pequeños detalles, resulta la combinación perfecta que cualquier modelista de vehículos civiles necesita.

- Para conseguir un acabado ultra-brillante utiliza el barniz RC705 Super Gloss Finish 1K.



130 colors

The military range covers both the aircraft and AFV colors from the 1930s to the present day. Many of them are referenced to the RAL, Federal Standard or British Standard color systems, whilst the others are based on the period color samples or reproduced original formulas.

El rango de colores militares abarca tanto los colores utilizados para aviones como para vehículos terrestres desde la década de los años 30 hasta la actualidad. Algunos colores están referenciados a cartas RAL, Federal Standard o British Standard, y otros están basados en colores originales.

AK

AK

REAL COLORS

SUPER GLOSS FINISH 1K



RC705
Super Gloss Varnish 1K

1K paints and varnishes are characterised by the speed of drying and high gloss finish, as their evaporation process is very fast. At ambient temperatures, this allows complete drying on the surface of the model in 30 minutes to one hour.

Las pinturas y barnices 1K se caracterizan por la rapidez de secado y el alto brillo, ya que su proceso de evaporación es muy veloz, algo que permite obtener secados completos sobre la superficie de la maqueta a una temperatura ambiente entre 30 minutos y una hora.

SUPER GLOSS FINISH 1K

- Ultra-glossy varnish for car and bike modelers.
- Special formula for airbrushing.
- Self-leveling, minimal sagging effect.
- Very good adhesion.
- UV resistant.
- Doesn't damage the decals.
- Can be diluted and cleaned with RC702/RC702 thinner.

- Barniz ultrabrillante para modelistas de coches y motos.
- Fórmula especial para aerografía.
- Autonivelante, mínimo efecto descolgado.
- Muy buena adherencia.
- Resistente a rayos UV.
- No daña las calcas.
- Se puede diluir y limpiar con diluyente RC702/RC702.

To achieve an ultra-glossy finish use RC705 Super Gloss Finish 1K.

Para conseguir un acabado ultra-brillante utiliza el barniz RC705 Super Gloss Finish 1K.



TechSheet:
RC705 Super Gloss Varnish 1K

Video: "How to Use"



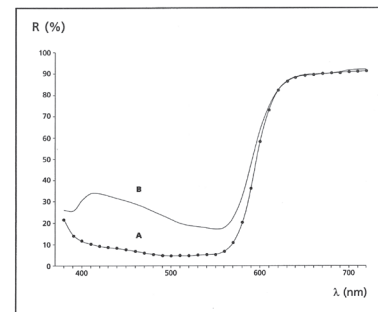
V. English



V. Español

REAL COLORS

ACCURACY



	A	B
L*	53,8	64,6
a*	62,0	44,9
b*	36,4	5,7
C*	71,9	45,2
h*	30,4	7,2



To accurately reproduce the original colors of the Real Colors paint range, we have studied both officially issued paint samples and real, unrestored preserved equipment. We have also enlisted the help of recognised experts, museums and independent laboratories.

Para reproducir con exactitud los colores originales de la gama de pinturas Real Colors, hemos estudiado tanto las muestras de pintura emitidas oficialmente como equipos reales conservados sin restaurar. También hemos contado con la ayuda de expertos reconocidos, museos y laboratorios independientes.

The composition of the color can be determined using current technology with a +/- 1% error, depending on the pigments used, the specific colors and the state of conservation. The technique used to discover the originally used pigments is based on the color curve in the visible spectrum band. The perception of the color depends on the type of illuminant or light that affects the object, and the human eye that observes the object.

La composición del color puede determinarse utilizando la tecnología actual con un error de +/- 1%, dependiendo de los pigmentos utilizados, los colores específicos y el estado de conservación. La técnica utilizada para descubrir los pigmentos utilizados originalmente se basa en la curva de color en la banda del espectro visible. La percepción del color depende del tipo de iluminante o luz que incide sobre el objeto, y del ojo humano que observa el objeto.

Various factors can alter the perception of color, so a spectrophotometer is used to apply the light (daylight, incandescent and fluorescent) in the same way every time to collect a consistent, objective color curve. That color curve would be of a determined color, with a determined illuminant and composed of several pigments. We must find out the pigments and their combination to get a color curve which matches the curve generated by the original sample.



Diversos factores pueden alterar la percepción del color, por lo que se utiliza un espectrofotómetro que aplica la luz (diurna, incandescente y fluorescente) de la misma manera cada vez, para recoger una curva de color coherente y objetiva. Esa curva de color sería de un color determinado, con un iluminante determinado y compuesta por varios pigmentos. Debemos averiguar los pigmentos y su combinación para obtener una curva de color que coincida con la curva generada por la muestra original.

A database maintains the characteristics of each original pigment and its specific curve, so a program can match and select the right ones for the color curve to be the same under all three illuminants.

Una base de datos mantiene las características de cada pigmento original y su curva específica, de modo que un programa puede emparejar y seleccionar los adecuados para que la curva de color sea la misma bajo los tres iluminantes.



A certain color can be arrived at in different ways and with different pigment mixtures, but only one of them is the one that will accurately reproduce the original pigment mixture with exactly the same curve under all illuminants. That is the real color and that is what has been sought after in this range of paints.

* We appreciate the combined effort of our experts, the study, the field and laboratory work, which together have provided the most detailed and meticulous study ever undertaken by a paint brand to create our accurate Real Colors.

Se puede llegar a un determinado color de diferentes formas y con distintas mezclas de pigmentos, pero sólo uno de ellos es el que reproducirá con precisión la mezcla original de pigmentos con exactamente la misma curva bajo todos los iluminantes. Ese es el color real y lo que se ha buscado en este rango de pinturas.

* Agradecemos el esfuerzo combinado de nuestros expertos, el estudio el trabajo de campo y de laboratorio, que conjuntamente han proporcionado el estudio más detallado y meticuloso realizado por una marca de pintura para crear nuestros precisos Colores Reales.

CHARACTERISTICS AND PROPERTIES - THE BASIC FEATURES OF REAL COLORS:

Dilution

Real Colors can be thinned with our specific RC701/702 High Compatibility Thinner and also with Tamiya yellow cap thinner, Mr. Color Thinner, Mr. Color Leveling Thinner or other thinners intended for lacquer based paints.

Las pinturas Real Colors pueden diluirse con nuestro diluyente específico RC701/702 High Compability Thinner y también con el diluyente 'yellow cap' de Tamiya, Mr. Color Thinner, Levelling Thinner, u otros diluyentes destinados a pinturas a base de laca.

Compatibility

Real Colors are highly compatible with other lacquer based paints and can be mixed with them to obtain mid-tones or different colors.

Las pinturas Real Colors son altamente compatibles con otras pinturas a base de laca y pueden mezclarse para obtener tonos medios o diferentes colores.

Resistance

Real Colors paint resists all types of weathering. The paint adheres and dries perfectly with a smooth finish, so that various treatments and/or aggressive techniques can be applied to it.



Las pinturas Real Colors resisten todo tipo de weathering. La pintura se adhiere y seca perfectamente con un suave acabado, para que pueda aplicarse sobre ella distintos tratamientos y/o técnicas agresivas.

Flow

Real Colors flow smoothly in the airbrush. Airbrushing is a real pleasure, thanks to its chemical composition. Even if the surface becomes too wet, the paint levels out and dries with a realistic finish. No flow improvers or drying retardants are needed.

Real Colors fluye suavemente en el aerógrafo. Aerografiar es un auténtico placer, gracias a su fórmula química. Aunque se encharque demasiado la superficie, la pintura se nivela y se seca con un acabado realista. No se necesitan mejoradores de flujo ni retardantes de secado.

CARACTERÍSTICAS Y PROPIEDADES - BÁSICAS DE REAL COLORS:



1. Materials

During the painting process it is recommended having a rag nearby and a cleaning product for tools. It is also advisable having a large brush at hand for removal of paint and thinner from the airbrush cup. For diluting Real Colors lacquer based paints always use a specific thinner (AK RC701/RC702 High Compatibility Thinner, Mr. Color Thinner, Tamiya yellow cap thinner).

2. Ratios

The paint must be thinned to flow well in the airbrush. Mixing ratios will depend on the application, whether it is a base coat or a freehand camouflage. Dilution also depends on the preference of the individual modeler. Working with thin layers of paint allows for better control of the paint application.

- **Base coats:** approximate 30/70 to 35/65 paint/thinner ratio.
- **Camouflage patches/lines etc.:** approximate ratio of 15/85 to 25/75 paint/thinner.

Lacquer type paints are very tolerant to different dilution ratios. It is possible to paint with ratios up to 9:1 (thinner: paint).

3. Working pressure

It should be stable, whenever possible use a compressor with a tank. It varies between 1.2 to 1.5 bar (17 to 22 psi) depending also on the ratio of the mixture used.



4. Working distance

The distance between the airbrush and the piece will depend on the airbrush you are using and the type of finish you are looking for. Generally about 10cm is an adequate distance.

We have to take into account that during the painting process we can vary the dilution, the distance and the air pressure to work comfortably and achieve satisfactory results. Working with an airbrush requires learning.

5. Cleaning

Lacquers are easy to clean. Rinsing the airbrush with lacquer thinner allows you to quickly remove any paint residue after application.

6. Drying time

Lacquer type paints are very fast drying. For handling it is only necessary that they are dry to the touch. The drying time will depend on the paint layer and the temperature conditions of the room. In general, if we want to apply other colors or weathering effects to the model, it is advisable to let the paint cure well before proceeding. To be on the safe side, allow at least 2 hours after applying the color coat. If we want to apply masking tape for modeling, and airbrush the next color normally, it is recommended to wait 4 hours.

1. Materiales

Durante el proceso de pintura se recomienda tener cerca un trapo y un producto de limpieza para las herramientas. También es aconsejable tener a mano un pincel grande para eliminar la pintura y el diluyente de la copa del aerógrafo. Para diluir las pinturas Real Colors a base de laca utilice siempre un diluyente específico (AK RC701/RC702 High Compatibility Thinner, Mr. Color Thinner, Thinner Tamiya tapón amarillo)

2. Ratios

La pintura debe estar diluida para que fluya bien en el aerógrafo. Los ratios de mezcla dependerán de la aplicación, ya sea una capa base o un camuflaje realizado a mano alzada. La dilución también depende de las preferencias de cada modelista. Trabajar con capas finas de pintura permite un mejor control del trabajo.

- **Bases:** ratio orientativo aproximado de un 30/70 a un 50/50 de pintura/diluyente
- **Camuflajes:** ratio aproximado de un 20/80 a un 30/70 de pintura/diluyente

Las pinturas tipo laca son muy tolerantes a diferentes proporciones de dilución. Se puede pintar con ratios hasta 9:1 (diluyente: pintura).

3. Presión de trabajo

Debe ser estable, siempre que sea posible utilizar un compresor con calderín. Varía entre 1.2 a 1.5 bares dependiendo también de los ratios de la mezcla usada y de las preferencias de cada modelista.

4. Distancia de trabajo

La distancia entre el aerógrafo y la pieza va a depender del aerógrafo que estemos usando y del tipo de acabado que estemos buscando. Por lo general unos 10cm es una distancia adecuada.

Hemos de tener en cuenta que cuando pintamos podemos variar la dilución, la distancia y la presión de aire para trabajar cómodamente y lograr unos resultados satisfactorios. Trabajar con aerógrafo requiere aprendizaje.

5. Limpieza

Las lacas se limpian fácilmente. Enjuagar el aerógrafo con diluyente de laca permite eliminar rápidamente cualquier residuo de pintura después de la aplicación.

6. Tiempo de secado

Las pinturas de tipo laca ofrecen un secado muy rápido. Para manipular las piezas basta con estar secas al tacto. El tiempo de secado varía dependiendo de la capa de pintura y de las condiciones de temperatura del recinto. De forma general, si queremos aplicar otros colores o efectos de weathering al modelo, es conveniente dejar que la pintura cure bien antes de continuar. Para estar seguros dejaremos pasar al menos 2 horas tras aplicar la capa de color. Si queremos aplicar cinta de enmascarar para modelismo, y aerografiar el siguiente color con normalidad, se recomienda esperar 4 horas.

WHY WHEN

LACQUERS?

ACRYLICS

Acrylic paints are the most common and popular type of paint among modelers. Most acrylic paints are water-based, which means they are easy to clean up with water and they are non-toxic.

They are excellent for brush painting and dry quickly. There are different mediums available to speed up or slow down the drying time for blurring effects or different techniques.

Water-based acrylic paints are highly recommended for painting figures and details.

ENAMELS

Enamel paints are oil-based, durable but more toxic compared to acrylic paints. They have significantly longer drying time in comparison with lacquers and acrylic paints.

Once the enamels dry, they create very resistant layers which is useful if you want to touch your models frequently. Because they dry slowly, they tend to show fewer brush strokes as they are generally self-leveling.

Unlike acrylics, enamel paints need an enamel thinner for dilution and general clean-up. It is recommended using effective room ventilation when working with them.

LACQUERS

Lacquers are durable, fast drying paints made from synthetic resins.

Lacquer paints are solvent based. Although lacquer paints are not the most suitable for brush painting, they are excellent for airbrushing, offering great coverage and smooth application. They dry faster than other types of paint and allow for creation of the most durable paint layer. Some brands are very popular with modelers because of the wide range and reliable colors.

They are used with lacquer thinners and are compatible between different brands. It is recommended using effective room ventilation when working with them.

ACRÍLICOS

Las pinturas acrílicas son el tipo de pintura más común y popular entre los modelistas. La mayoría de las pinturas acrílicas son a base de agua (algunas incluyen alcohol en su fórmula), lo que significa que son fáciles de limpiar con agua y no son tóxicas.

Son excelentes para pintar a pincel y se secan rápidamente. Existen distintos mediums para acelerar o retardar el secado si queremos realizar efectos de difuminado o distintas técnicas.

Las pinturas acrílicas al agua son altamente recomendables para pintar figuras y detalles.

ESMALTES

Las pinturas de esmalte tienen una base de aceite, son duraderas pero más tóxicas en comparación con las acrílicas. Tienen un secado considerablemente más largo en comparación con las lacas y las pinturas acrílicas.

Una vez secas, el esmalte es una pintura muy resistente y resulta útil si desea manipular sus modelos con frecuencia. Debido a que se secan lentamente, tienden a mostrar menos pinceladas ya que generalmente se autonivelan.

A diferencia de las acrílicas, las pinturas de esmalte necesitan un diluyente de esmalte para la dilución y la limpieza general. Se recomienda usar con suficiente ventilación cuando se trabaja con ellas.

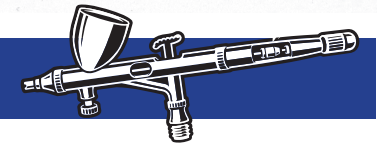
LACAS

La pintura tipo laca es una pintura duradera y de secado rápido elaborada con resinas sintéticas.

Las pinturas de laca tienen base de disolvente. Aunque las pinturas de laca no son las más adecuadas para pintar con pincel, son excelentes para aerografía, ya que ofrecen una gran cobertura y una aplicación suave. Se secan más rápido que otros tipos de pintura y permiten crear la capa de pintura más duradera. Algunas marcas son muy populares entre los modelistas por su gran gama y colores fidedignos.

Se utilizan con disolventes para lacas y son compatibles entre diferentes marcas. Se recomienda el uso con suficiente ventilación cuando se trabaja con ellas.

STANDARD



 RC801 Flat Varnish	 RC802 Satin Varnish	 RC803 Gloss Varnish	 RC804 Flat Black RAL 9005
 RC805 Rubber Black	 RC806 Flat White RAL 9003	 RC807 Cream White RAL 9001	 RC808 Off White
 RC809 White Grey RAL 9002	 RC810 Red RAL 3000	 RC811 Signal Red RAL 3020	 RC812 Orange RAL 2004
 RC813 Maize Yellow RAL 1006	 RC814 Yellow RAL 1003	 RC815 Buff	 RC816 Pale Blue
 RC817 Blue RAL 5001	 RC818 Pure Blue RAL 5005	 RC819 Gun Metal	 RC820 Aluminium
 RC821 Clear Red	 RC822 Clear Blue	 RC823 Clear Green	 RC824 Clear Orange
 RC825 Clear Yellow	 RC826 Clear Smoke		

CIVIL



 RC827 Solid White	 RC828 British F1 Black 1972-1986	 RC829 Carbon Fibre Grey	 RC830 Wheel Rim Gold
 RC831 Fork Gold	 RC832 Alfa BT Red	 RC833 Maranello F1 Red 1970s-1980s	 RC834 Maranello Red 300
 RC835 Italian Red	 RC836 Panigale Red	 RC837 Fluorescent Red RAL 3026	 RC838 Fluorescent Orange
 RC839 Gulf Orange	 RC840 Jäger Orange	 RC841 French F1 Yellow 1970s-1980s	 RC842 Light Blue
 RC843 Tyrrell Blue	 RC844 Gulf Blue	 RC845 Rally Blue 74F 1997-2002	 RC846 Rally Blue 02C 2001-2006
 RC847 British Racing Green	 RC848 Vaillant Green	 RC849 Ninja Green	 RC850 Holographic Pearl

(!) To achieve an ultra-glossy finish use **RC705 Super Gloss Finish 1K**.
 (!) Para conseguir un acabado ultra-brillante utiliza el barniz **RC705 Super Gloss Finish 1K**.

RC RANGE

MILITARY



RC851 Elfenbein-Ivory RAL 1001 (Interior Color)	RC852 Olivgrün-Olive Green RAL 6003	RC853 Graugrün-Grey Green RAL 7008	RC854 Hellgrau-Light Grey RAL 7009 (Interior Color)
RC855 Dunkelbraun-Dark Brown RAL 7017	RC856 Dunkelgrau-Dark Grey RAL 7021	RC857 Grau-Grey RAL 7027	RC858 Dunkelgelb nach Muster-Dark Yellow acc. to Sample
RC859 Dunkelgelb-Dark Yellow RAL 7028	RC860 Dunkelgelb Ausgabe 44-Dark Yellow 1944 RAL 7028	RC861 Gelbbraun-Yellow Brown RAL 8000	RC862 Rot (Rotbraun)-Red (Red Brown) RAL 8012
RC863 Rot (Rotbraun)-Red (Red Brown) RAL 8013	RC864 Rotbraun-Red Brown RAL 8017	RC865 Braun-Brown RAL 8020	RC866 Silver Grey No.28 (BS381)
RC867 Slate No.34 (BS381)	RC868 Light Stone No.61 (BS381)	RC869 Portland Stone No.64 (BS381)	RC870 British Dark Olive Green PFI
RC871 British Desert Pink Z1	RC872 British Light Mud	RC873 S.C.C. No.1A Very Dark Brown	RC874 S.C.C. No.2 Brown
RC875 S.C.C. No.15 Olive Drab	RC876 Russian Green Protective 4B0	RC877 Russian Modern Green	RC878 Russian Greyish Yellow
RC879 Russian Grey Green	RC880 IDF Early Sand Yellow	RC881 IDF Sand Grey 1970s-1980s	RC882 IDF Modern Grey
RC883 No.9/No.22 Olive Drab (WWII)	RC884 Olive Drab Faded	RC885 CARC Tan 686A FS 33446	RC886 NATO Green
RC887 NATO Brown	RC888 NATO Black	RC889 Light Gull Grey FS 16440	RC890 ADC Grey FS 16473
RC891 Insignia White FS 17875	RC892 Earth Brown FS 30099	RC893 Earth Red FS 30117	RC894 Field Drab FS 30118
RC895 Dark Tan FS 30219	RC896 Sand FS 30277	RC897 Desert Sand FS 30279	RC898 Sand FS 33531
RC899 US Army Helo Drab FS 34031	RC900 Forest Green FS 34079	RC901 Olive Drab FS 34087	RC902 Dull Dark Green FS 34092
RC903 USMC Green FS 34095	RC904 Field Green FS 34097	RC905 Green FS 34102	RC906 Interior Green FS 34151
RC907 Pale Green FS 34227	RC908 Intermediate Blue FS 35164	RC909 Medium Blue Grey FS 35237	RC910 Air Superiority Blue FS 35450
RC911 Duck Egg Blue FS 35622	RC912 Grey FS 36081	RC913 Medium Gunship Grey FS 36118	RC914 Have Glass Grey FS 36170

RC RANGE

RC915 F-15 Dark Grey (Mod Eagle) FS 36176	RC916 Dark Gull Grey FS 36231	RC917 Aggressor Grey FS 36251	RC918 Medium Grey FS 36270
RC919 Dark Ghost Grey FS 36320	RC920 Light Ghost Grey FS 36375	RC921 Light Grey FS 36495	RC922 Camouflage Grey FS 36622
RC923 M-485 Blue Grey	RC924 Sea Blue	RC925 Dark Sea Blue	RC926 Dark Olive Drab 41
RC927 Medium Green 42	RC928 Neutral Grey 43	RC929 US Interior Yellow Green	RC930 Zinc Chromate Yellow
RC931 Bronze Green	RC932 RLM 02 RLM-Grau (1938)	RC933 RLM 02 RLM-Grau (1941)	RC934 RLM 04
RC935 RLM 65 (1938)	RC936 RLM 65 (1941)	RC937 RLM 66 (1938)	RC938 RLM 66 (1941)
RC939 RLM 70	RC940 RLM 71	RC941 RLM 74	RC942 RLM 75
RC943 RLM 76 Version 1	RC944 RLM 76 Version 2	RC945 RLM 76 Late War Variation	RC946 RLM 78
RC947 RLM 79	RC948 RLM 80	RC949 RLM 81 Ver.2 (incorrectly called RLM 83)	RC950 RLM 81 Version 3
RC951 RLM 82	RC952 IJN J3 Hai-Iro (Grey)	RC953 IJN J3 SP (Amber Grey)	RC954 IJN D1 Deep Green Black
RC955 IJN D2 Green Black	RC956 IJN M3(M) Mitsubishi Interior Green	RC957 IJN M3(N) Nakajima Interior Green	RC958 IJN / IJA Aotake
RC959 RAF Sky Grey	RC960 RAF Dark Green	RC961 RAF Dark Earth	RC962 RAF Ocean Grey
RC963 RAF Medium Sea Grey BS381C/637	RC964 RAF Sky / FS 34424	RC965 RAF Azure Blue	RC966 RAF Middle Stone
RC967 RAF Cockpit Grey-Green	RC968 RAF Dark Slate Grey	RC969 RAF Extra Dark Sea Grey BS381C/640	RC970 RAF Dark Sea Grey BS381C/638
RC971 RAF PRU Blue BS381C/636	RC972 RAF Light Aircraft Grey BS381C/627	RC973 RAF Barley Grey BS381C/626	RC974 AMT-1 Light Brown
RC975 AMT-4 / A-24m Green	RC976 AMT-7 Light Blue	RC977 AMT-11 Blue Grey	RC978 AMT-12 Dark Grey
RC979 A-14 Interior Steel Grey	RC980 Russian Cockpit Turquoise		



WWII Luftwaffe Early War Colors

RCS101



WWII Luftwaffe Tropical Colors

RCS104



WWII Luftwaffe Fighter Colors 1941-1944

RCS105



US Navy & USMC Aircraft Colors 1945-1980

RCS117



USMC Helicopter Colors 1970s-2020s

RCS118



US Army Helicopter Colors

RCS121



WWII Luftwaffe Cockpit & Interior Colors

RCS106



WWII RAF Temperate Land Scheme

RCS108



WWII RAF Day Fighter Scheme

RCS109



German Army AFV Colors 1943-1945

RCS125



WWII German Tank Interior Colors

RCS126



British Army AFV Colors. North-West Europe 1944-1945

RCS128



WWII RAF Aircraft Desert Colors

RCS110



WWII US Navy & USMC Aircraft Late War Colors

RCS112



WWII USAAF Aircraft Colors

RCS113



WWII IJN Aircraft Colors

RCS115



Modern US AFV Colors

RCS130



NATO AFV Colors

RCS131



Modern Russian AFV Colors

RCS132



IDF AFV Colors

RCS133

SPECIAL SETS, 6 AND 8 COLORS | SETS ESPECIALES, 6 Y 8 COLORES

SPECIAL SETS, 3 AND 4 COLORS | SETS ESPECIALES, 6 Y 8 COLORES



WWII Luftwaffe Late War Colors

RCS103



WWII US Navy & USMC Aircraft Colors

RCS111



WWII US Aircraft Interior Colors

RCS114



US Navy & USMC Modern Aircraft & Helicopter Colors

RCS116



1937-1944 Panzer Colors

RCS122



1945 Panzer Colors

RCS123



German Afrika Korps Colors 1941-1943

RCS124



British Army AFV Desert Colors. North Africa and Mediterranean 1940-1943

RCS127

The sets offer a convenient way of obtaining specific colors for a specific military branch in a specific period.

The rear sides of the boxes feature profile guides showing samples of typical color combinations and schemes, but the included colors can be used for many other subjects, carrying different painting finishes. It is recommended checking further reference sources when painting your model kit.

Los sets ofrecen una forma práctica de obtener colores específicos para una rama militar concreta en un periodo concreto.

En la parte posterior de las cajas se incluyen guías de perfiles que muestran ejemplos de combinaciones y esquemas de color típicos, pero los colores incluidos pueden utilizarse para otras temáticas, con diferentes acabados de pintura. Se recomienda consultar fuentes de referencia cuando pinte su maqueta.



WWII Luftwaffe Mid-War Colors

RCS102



WWII RAF Aircraft Colors

RCS107



US Air Force & ANG Modern Aircraft Colors

RCS119



US Air Force & ANG Aircraft Colors 1960s-1980s

RCS120



WWII US Army & USMC Camouflage Colors

RCS129



Ref.	Name	BS / FS / RAL	Mr. Hobby (GSI)	Tamiya	Vallejo	Hataka	MRP	Model Master	Lifecolor	Previous Real Colors ref.
STANDARD										
RC801	Flat Varnish	-	C182 / H20	XF-86	70.520	HTK-XP07	MRP-127	2015 / 4636	LC27	RC500
RC802	Satin Varnish	-	C181	-	70.522	HTK-XP08	MRP-125	2016 / 4637	LC77	RC501
RC803	Gloss Varnish	-	C46 / H30	X-22	70.510	HTK-XP09	MRP-048	2017 / 4638	LC73	RC502
RC804	Flat Black	RAL 9005**	C33 / H12	XF-1	71.057	HTK_100	MRP-005	1749 / 4768	LC02	RC001
RC805	Rubber Black	-	C137 / H77	XF-85	71.315	-	MRP-173	1583	UA733	RC022
RC806	Flat White	RAL 9003**	C62 / H11	XF-2	71.001	-	MRP-004	1768 / 4769	LC01	RC004
RC807	Cream White	RAL 9001**	-	-	71.270	HTK_307	-	-	-	RC002
RC808	Off White	-	C69 / H21	-	-	-	-	4874	-	RC013
RC809	White Grey	RAL 9002**	-	-	71.119	-	-	-	-	RC003
RC810	Red	RAL 3000**	H13	XF-7	71.269	HTK_132	-	2733	LC06	RC006
RC811	Signal Red	RAL 3020**	C79 / H23	-	71.003	HTK_103	-	-	-	RC005
RC812	Orange	RAL 2004**	C59 / H14	X-6	71.083	HTK_704	-	-	LC05	RC009
RC813	Maize Yellow	RAL 1006**	H34	-	71.033	-	-	-	-	RC008
RC814	Yellow	RAL 1003**	C329 / H329	X-8	71.135	HTK_107	-	-	-	RC007
RC815	Buff	-	C336 / H336	XF-57	-	HTK_262	-	-	-	RC014
RC816	Pale Blue	-	-	-	-	-	-	-	-	RC017
RC817	Blue	RAL 5001**	-	-	-	-	-	-	-	RC011
RC818	Pure Blue	RAL 5005**	-	-	70.930	HTK_102	-	-	-	RC010
RC819	Gun Metal	-	C78 / H28	X-10	71.073	HTK_106	MRP-149	1795 / 4681	LC26	RC015
RC820	Aluminium	-	-	XF-16	71.062	HTK_078	-	1781 / 4677	LC24	RC020
RC821	Clear Red	-	C47 / H90	X-27	-	-	MRP-266	4630	-	RC503
RC822	Clear Blue	-	C50 / H93	X-23	-	-	MRP-267	4658	-	RC504
RC823	Clear Green	-	C138 / H94	X-25	-	-	MRP-268	4668	-	RC505
RC824	Clear Orange	-	C49 / H92	X-26	-	-	MRP-265	4625	-	RC506
RC825	Clear Yellow	-	C48 / H91	X-24	-	-	MRP-264	-	-	RC507
RC826	Clear Smoke	-	C101 / H95	X-19	-	-	MRP-271	-	-	RC508

Ref.	Name	BS / FS / RAL	Tamiya	Number Five	MRP	Gravity	Zero Paints	Additional Information
CIVIL								
RC827	Solid White	-	-	-	-	-	-	
RC828	British F1 Black 1972-1986	-	-	N5-C174	-	-	ZP-1121	Used for painting Lotus Formula 1 cars in the famous JPS livery from 1972 to 1986.
RC829	Carbon Fibre Grey	-	-	-	-	-	ZP-1323	Used for applying a basecoat under clear carbon fibre decals.
RC830	Wheel Rim Gold	-	-	N5-X082	MRP-C016	-	ZP-1575	Used for painting BBS wheels.
RC831	Fork Gold	-	-	-	-	-	ZP-1432	Used for painting motorcycle forks.
RC832	Alfa BT Red	-	-	N5-C021	-	-	ZP-1091	Used as the base color of Brabham-Alfa Romeo BT45B, BT46, BT46B, BT48 racing cars.
RC833	Maranello F1 Red 1970s-1980s	-	-	-	-	-	ZP-1007	Used as the base color of Ferrari F1 cars in the 1970s-1980s, including models 312B, 312B2, 312B3, 312T, 312T2, 312T2B, 312T3, 312T4, 312T5, 126C, 126C2, 126C2B, 126C3, 126C4, 156/85.
RC834	Maranello Red 300	-	-	-	MRP-C026	-	ZP-8007	The most commonly used base color of Ferrari racing and sports cars since the early 1980s.
RC835	Italian Red	-	TS-8	-	-	-	ZP-1114	Used for painting many street and racing cars by Italian manufacturers such as Alfa Romeo, Fiat, Lancia etc.
RC836	Panigale Red	-	-	N5-C033	-	GC-1160	ZP-1273	Used as the base color of Ducati 1199 Panigale S motorcycles.
RC837	Fluorescent Red	RAL 3026**	TS-36	N5-X017	-	GC-168	ZP-1033	
RC838	Fluorescent Orange	-	TS-96	-	-	-	ZP-1009	
RC839	Gulf Orange	-	-	N5-X008	-	GC-109	ZP-1259	Used for painting such cars as Porsche 917 and Ford GT40 in the iconic orange/light blue color scheme associated with racing teams sponsored by the Gulf Oil company.
RC840	Jäger Orange	-	-	N5-X022	MRP-C023	GC-117	ZP-1057	Used for painting racing cars sponsored by Jägermeister company.
RC841	French F1 Yellow 1970s-1980s	-	-	N5-C026	-	-	ZP-1085	Used for painting Renault Formula 1 cars in the 1970s-1980s. Suitable for models RS01, RS10 and RE20.
RC842	Light Blue	-	TS-23	-	-	-	ZP-1093	
RC843	Tyrrell Blue	-	-	N5-X027	-	-	ZP-8067	Used for painting Tyrrell Formula 1 cars in the 1970s-1980s.
RC844	Gulf Blue	-	-	N5-X009	-	-	ZP-1103	Used for painting such cars as Porsche 917 and Ford GT40 in the iconic orange/light blue color scheme associated with racing teams sponsored by the Gulf Oil company.
RC845	Rally Blue 74F 1997-2002	-	-	N5-C075	-	-	ZP-1041-74F	Used as the base color of Subaru Impreza WRC cars between 1997 and 2002.
RC846	Rally Blue 02C 2001-2006	-	-	N5-C074	-	-	ZP-1041-02C	Used as the base color of Subaru Impreza WRC cars between 2001 and 2006.
RC847	British Racing Green	-	-	-	-	-	ZP-1087	Used as the base color of numerous classic English racing cars.
RC848	Vaillant Green	-	-	N5-C015	-	GC-118	ZP-1276	Used as the base color of Porsche 934 Turbo RSR racing cars sponsored by Vaillant.
RC849	Ninja Green	-	-	N5-C115	-	-	ZP-1018	Used as the base color of Kawasaki Ninja ZX-RR race motorcycles.
RC850	Holographic Pearl	-	-	-	-	-	-	The shade of this color varies according to the color of the previously applied primer or base coat.

(!) To achieve an ultra-glossy finish use **RC705 Super Gloss Finish 1K**.

(!) Para conseguir un acabado ultra-brillante utiliza el barniz **RC705 Super Gloss Finish 1K**.

Any trademarks and/or names featured in this document are owned by the respective trademark owners. AK-Interactive s.l. claim no endorsement, no connection to, association or affiliation with the trademark owners. Where a trademark and/or a brand name is referred to, it is used to describe or identify the vehicles where the color is/was used. It is in no way an assertion or claim that such goods are endorsed by or connected to, associated with, linked or affiliated to the trademark or brand owner.

Ref.	Name	BS / FS / RAL	Mr. Hobby (GSI)	Tamiya	Vallejo	Hataka	MRP	Model Master	Lifecolor	Previous Real Colors ref.
MILITARY										
RC851	Elfenbein-Ivory (Interior Color)	RAL 1001*	-	-	71.075	HTK_184	MRP-210	2104 / 4805	-	RC046
RC852	Olivgrün-Olive Green	RAL 6003*	H405	-	71.092	HTK_169	MRP-035	2149 / 4862	UA206	RC047
RC853	Graugrün-Grey Green	RAL 7008*	-	-	71.116	HTK_304	MRP-211	2098	UA212	RC053
RC854	Hellgrau-Light Grey (Interior Color)	RAL 7009*	-	-	-	-	-	-	UA233	RC054
RC855	Dunkelbraun-Dark Brown	RAL 7017*	-	-	-	-	-	-	UA210	RC056
RC856	Dunkelgrau-Dark Grey	RAL 7021*	H401	XF-63	71.056	HTK_164	MRP-034	2094 / 4795	UA207	RC057
RC857	Grau-Grey	RAL 7027*	H404	-	71.118	HTK_306	MRP-212	2103	UA202	RC058
RC858	Dunkelgelb nach Muster-Dark Yellow acc. to Sample	-	-	-	-	HTK_310	-	-	-	RC059
RC859	Dunkelgelb-Dark Yellow	RAL 7028*	H403	XF-60	71.025	HTK_244	MRP-037	2095 / 4796	UA204	RC060
RC860	Dunkelgelb Ausgabe 1944-Dark Yellow 1944	RAL 7028*	-	-	-	HTK_250	MRP-216	-	-	RC061
RC861	Gelbraun-Yellow Brown	RAL 8000*	-	-	71.272	HTK_303	MRP-213	2099	UA203	RC063
RC862	Rot (Rotbraun)-Red (Red Brown)	RAL 8012*	C43 / H47	-	71.271	HTK_175	MRP-033	2152 / 4861	UA211	RC067
RC863	Rot (Rotbraun)-Red (Red Brown)	RAL 8013*	-	-	-	-	-	2165	-	RC066
RC864	Rotbraun-Red Brown	RAL 8017*	H406	XF-9	71.041	HTK_147	MRP-036	2096 / 4797	UA205	RC068
RC865	Braun-Brown	RAL 8020*	H402	-	71.117	HTK_305	MRP-214	2102	UA201	RC069
RC866	Silver Grey No.28 (BS381)	-	-	-	71.401	-	MRP-334	-	UA264	RC038
RC867	Slate No.34 (BS381)	-	-	-	71.012	-	MRP-335	-	UA265	RC039
RC868	Light Stone No.61 (BS381)	-	-	-	71.143	-	MRP-337	-	UA266	RC040
RC869	Portland Stone No.64(BS381)	-	-	-	71.288	-	MRP-338	-	UA267	RC041
RC870	British Dark Olive Green PFI	-	-	-	-	-	MRP-340	-	UA269	RC042
RC871	British Desert Pink ZI	-	-	-	71.400	-	MRP-339	-	UA268	RC043
RC872	British Light Mud	-	-	-	71.284	-	MRP-350	-	UA272	RC044
RC873	S.C.C. No.1A Very Dark Brown	-	-	-	71.039	HTK_077	MRP-345	-	UA274	RC034
RC874	S.C.C. No.2 Brown	-	-	-	71.038	HTK_076	MRP-346	-	UA273	RC035
RC875	S.C.C. No.15 Olive Drab	-	-	-	71.016	HTK_110	MRP-349	-	UA270	RC037
RC876	Russian Green Protective 4B0	-	C512	-	71.017	HTK_251	MRP-026	-	-	RC073
RC877	Russian Modern Green	-	-	-	-	-	-	-	-	RC098

Ref.	Name	BS / FS / RAL	Mr. Hobby (GSI)	Tamiya	Vallejo	Hataka	MRP	Model Master	Lifecolor	Previous Real Colors ref.
MILITARY										
RC878	Russian Greyish Yellow	-	-	-	-	-	-	-	-	RC099
RC879	Russian Grey Green	-	-	-	-	-	-	-	-	RC100
RC880	IDF Early Sand Yellow	-	C528	-	71.141	-	-	-	UA020	RC096
RC881	IDF Sand Grey 1970s-1980s	-	C529	-	71.142	-	-	-	UA902	RC095
RC882	IDF Modern Grey	-	C530	-	-	-	-	2138	-	RC094
RC883	Olive Drab No.9 / No.22	-	C12/H52	-	-	HTK_018	-	2050 / 4842	-	RC023
RC884	Olive Drab Faded	-	-	-	-	-	-	-	UA003	RC024
RC885	CARC Tan 686A	FS 33446	-	-	71.122	HTK_238	-	2136 / 4812	-	RC079
RC886	NATO Green	FS 34094	C519	XF-67	71.250	HTK_152	MRP-078	2173	UA303	RC080
RC887	NATO Brown	-	C520	XF-68	71.249	HTK_188	MRP-079	2174	UA302	RC081
RC888	NATO Black	FS 37030	C521	XF-69	71.251	HTK_125	MRP-077	-	UA301	RC082
RC889	Light Gull Grey	FS 16440	C316 / H315	-	71.121	HTK_048	MRP-098	4692	UA025	RC220
RC890	ADC Grey	FS 16473	-	-	71.335	HTK_045	-	1731 / 4693	UA041	RC221
RC891	Insignia White	FS 17875	C316 / H316	X-1	71.279	HTK_049	MRP-099	1745 / 4696	LC52	RC222
RC892	Earth Brown	FS 30099	-	-	71.290	HTK_256	-	-	UA087	RC029
RC893	Earth Red	FS 30117	C43 / H37	-	71.293	HTK_213	MRP-387	1701 / 4707	UA306	RC031
RC894	Field Drab	FS 30118	-	-	71.139	HTK_209	-	1702 / 4708	UA016	RC085
RC895	Dark Tan	FS 30219	C310 / H310	-	71.125	HTK_012	MRP-103	1742 / 4709	UA015	RC225
RC896	Sand	FS 30277	-	-	71.138	HTK_210	MRP-395	4711	UA019	RC084
RC897	Desert Sand	FS 30279	H346	-	71.140	HTK_068	MRP-243	2053	UA089	RC032
RC898	Sand	FS 33531	C313 / H313	XF-59	71.327	HTK_090	MRP-226	1706 / 4720	-	RC226
RC899	US Army Helo Drab	FS 34031	-	-	-	HTK_067	MRP-174	2024 / 4723	-	RC229
RC900	Forest Green	FS 34079	C309 / H309	XF-65	71.294	HTK_016	MRP-101	1710 / 4726	UA001	RC027
RC901	Olive Drab	FS 34087	C304 / H304	-	71.043	HTK_065	MRP-234	1711 / 4728	UA523	RC026
RC902	Dull Dark Green	FS 34092	C302 / H302	XF-26	71.124	HTK_056	MRP-235	1764 / 4729	UA008	RC230
RC903	USMC Green	FS 34095	-	-	-	HTK_059	MRP-369	1786	-	RC209
RC904	Field Green	FS 34097	C340 / H340	-	-	-	MRP-236	1712	-	RC231

Ref.	Name	BS / FS / RAL	Mr. Hobby (GSI)	Tamiya	Vallejo	Hataka	MRP	Model Master	Lifecolor	Previous Real Colors ref.
MILITARY										
RC905	Green	FS 34102	C303 / H303	-	71.289	HTK_021	MRP-102	1713 / 4734	UA002	RC083
RC906	Interior Green	FS 34151	C351 / H58	-	71.137	HTK_211	MRP-131	1715 / 4736	UA004	RC028
RC907	Pale Green	FS 34227	C312 / H312	-	71.126	HTK_091	MRP-227	1716 / 4739	UA060	RC232
RC908	Intermediate Blue	FS 35164	C366 / H56	-	71.299	HTK_027	MRP-136	1720 / 4744	UA045	RC235
RC909	Medium Blue Grey	FS 35237	C337 / H337	-	71.114	HTK_046	MRP-105	1721 / 4746	UA145	RC237
RC910	Air Superiority Blue	FS 35450	-	-	71.332	HTK_155	MRP-240	-	UA037	RC239
RC911	Duck Egg Blue	FS 35622	C314 / H314	-	71.328	HTK_092	MRP-225	1722 / 4748	UA139	RC241
RC912	Grey	FS 36081	C301 / H301	-	71.314	HTK_030	MRP-241	1788 / 4750	UA030	RC243
RC913	Medium Gunship Grey	FS 36118	C305 / H305	-	71.097	HTK_031	MRP-040	1723 / 4752	UA022	RC244
RC914	Have Glass Grey	FS 36170	-	-	-	HTK_058	MRP-280	-	UA591	RC245
RC915	F-15 Dark Grey (Mod Eagle)	FS 36176	-	-	71.273	HTK_158	MRP-093	2036 / 4754	UA029	RC246
RC916	Dark Gull Grey	FS 36231	C317 / H317	-	71.277	HTK_044	MRP-100	1740 / 4755	UA033	RC247
RC917	Aggressor Grey	FS 36251	-	-	71.274	HTK_157	MRP-094	-	UA034	RC248
RC918	Medium Grey	FS 36270	C306 / H306	-	71.275	HTK_054	MRP-039	1725 / 4757	UA028	RC249
RC919	Dark Ghost Grey	FS 36320	C307 / H307	-	71.120	HTK_035	MRP-097	1741 / 4761	UA027	RC251
RC920	Light Ghost Grey	FS 36375	C308 / H308	-	70.615	HTK_037	MRP-038	1728 / 4762	UA026	RC252
RC921	Light Grey	FS 36495	C338 / H338	-	71.276	HTK_050	MRP-364	1732 / 4765	UA023	RC253
RC922	Camouflage Grey	FS 36622	C311 / H311	-	71.296	HTK_039	MRP-104	4766	UA021	RC254
RC923	M-485 Blue Grey	FS 35189	C367	-	71.109	HTK_218	MRP-133	2055 / 4847	UA038	RC256
RC924	Sea Blue	FS 35042	C71 / H55	XF-17	71.295	HTK_006	MRP-237	1718	UA044	RC257
RC925	Dark Sea Blue	FS 35045	C365	-	71.300	HTK_001	MRP-014	1717 / 4686	UA047	RC258
RC926	Dark Olive Drab 41	FS 33070	C38 / H78	XF-62	71.316	HTK_004	MRP-139	-	UA005	RC259
RC927	Medium Green 42	-	-	-	-	HTK_019	MRP-140	-	-	RC260
RC928	Neutral Grey 43	-	C13 / H53	-	71.051	HTK_033	MRP-141	-	UA046	RC261
RC929	US Interior Yellow Green	-	-	-	-	-	-	-	-	RC262
RC930	Zinc Chromate Yellow	-	C352	-	71.107	-	MRP-129	4851	-	RC263
RC931	Bronze Green	-	-	-	-	-	MRP-132	-	-	RC264

Ref.	Name	BS / FS / RAL	Mr. Hobby (GSI)	Tamiya	Vallejo	Hataka	MRP	Model Master	Lifecolor	Previous Real Colors ref.
MILITARY										
RC932	RLM 02 RLM-Grau (1938)	-	C60 / H70	XF-20	71.044	HTK_023	MRP-050	2071 / 4770	UA504	RC265
RC933	RLM 02 RLM-Grau (1941)	-	-	-	-	-	-	-	-	RC266
RC934	RLM 04	-	C113 / H413	-	71.078	HTK_066	MRP-051	2072 / 4771	UA140	RC267
RC935	RLM 65 (1938)	-	-	-	-	-	MRP-058	-	-	RC271
RC936	RLM 65 (1941)	-	C115 / H67	XF-23	71.255	HTK_029	-	2078 / 4778	UA503	RC272
RC937	RLM 66 (1938)	-	C116 / H416	XF-24	71.055	HTK_040	MRP-059	2079 / 4779	UA133	RC339
RC938	RLM 66 (1941)	-	-	-	-	-	-	-	-	RC273
RC939	RLM 70	-	C18 / H65	XF-27	71.021	HTK_015	MRP-060	2080 / 4780	UA501	RC274
RC940	RLM 71	-	C17 / H64	-	71.015	HTK_017	MRP-061	2081 / 4781	UA502	RC275
RC941	RLM 74	-	C36 / H68	-	71.258	HTK_313	MRP-064	2084 / 4784	UA507	RC278
RC942	RLM 75	-	C37 / H69	-	71.259	HTK_007	MRP-065	2085 / 4785	UA508	RC279
RC943	RLM 76 Version 1	-	-	-	-	-	MRP-066	-	-	RC320
RC944	RLM 76 Version 2	-	C117 / H417	-	71.257	HTK_038	-	2086 / 4786	UA509	RC321
RC945	RLM 76 Late War Variation	-	-	-	71.103	-	MRP-182	-	-	RC322
RC946	RLM 78	-	-	-	-	-	MRP-067	-	-	RC280
RC947	RLM 79	-	-	-	-	-	MRP-068	-	-	RC282
RC948	RLM 80	-	C120 / H420	-	71.265	HTK_053	MRP-069	2089	UA138	RC284
RC949	RLM 81 Ver.2 (incorrectly called RLM 83)	-	C123 / H423	XF-74	71.011	HTK_022	MRP-072	2091	UA132	RC324
RC950	RLM 81 Version 3	-	C121 / H421	XF-51	71.264	HTK_008	MRP-070	2090	UA510	RC325
RC951	RLM 82	-	C122 / H422	-	71.022	HTK_020	MRP-071	2092	UA511	RC326
RC952	IJN J3 Hai-Iro (Grey)	FS 36307	C324 / H324	-	-	HTK_266	MRP-427	1726 / 4759	UA113	RC302
RC953	IJN J3 SP (Amber Grey)	-	-	-	71.311	-	-	-	-	RC303
RC954	IJN D1 Deep Green Black	-	C15 / H59	XF-11	71.325	-	MRP-424	-	-	RC304
RC955	IJN D2 Green Black	-	-	-	71.322	-	MRP-425	-	-	RC305
RC956	IJN M3(M) Mitsubishi Interior Green	-	C126	-	-	-	-	-	-	RC306
RC957	IJN M3(N) Nakajima Interior Green	-	C127	-	-	-	-	-	-	RC307
RC958	IJN / IJA Aotake	-	-	-	-	-	MRP-410	-	-	-

Ref.	Name	BS / FS / RAL	Mr. Hobby (GSI)	Tamiya	Vallejo	Hataka	MRP	Model Master	Lifecolor	Previous Real Colors ref.
MILITARY										
RC959	RAF Sky Grey	FS 26373	-	-	71.339	HTK_302	-	-	UA036	RC285
RC960	RAF Dark Green	BS381C/241	C330 / H330	XF-81	71.324	HTK_143	MRP-110	2060 / 4849	UA546	RC286
RC961	RAF Dark Earth	-	C369 / H72	-	71.323	HTK_009	MRP-108	2054 / 4846	UA547	RC287
RC962	RAF Ocean Grey	-	C362	XF-82	71.273	HTK_032	MRP-115	2057	UA093	RC288
RC963	RAF Medium Sea Grey	BS381C/637	C335 / H335	XF-83	71.307	HTK_034 HTK_141	MRP-112	2058	UA094	RC289
RC964	RAF Sky	FS 34424	C368	-	71.321	HTK_234	MRP-118	2049 / 4840	UA550	RC290
RC965	RAF Azure Blue	-	C370	-	71.108	HTK_028	MRP-119	2048	UA098	RC291
RC966	RAF Middle Stone	-	C21 / H71	-	71.031	HTK_013	MRP-121	2052	UA097	RC292
RC967	RAF Cockpit Grey-Green	-	C364	XF-71	71.305	HTK_025	MRP-111	2062 / 4850	UA551	RC293
RC968	RAF Dark Slate Grey	-	-	-	71.309	HTK_202	MRP-117	2056	-	RC294
RC969	RAF Extra Dark Sea Grey	BS381C/640	C333 / H333	XF-54	71.110	HTK_140	MRP-114	-	UA109	RC295
RC970	RAF Dark Sea Grey	BS381C/638	C331 / H331	XF-77	71.405	HTK_144	MRP-113	2059	-	RC296
RC971	RAF PRU Blue	BS381C/636	C72 / H56	XF-18	71.109	HTK_207	MRP-120	2061	-	RC297
RC972	RAF Light Aircraft Grey	BS381C/627	C332 / H332	-	-	HTK_217	MRP-374	-	-	RC298
RC973	RAF Barley Grey	BS381C/626	C334 / H334	XF-80	-	HTK_142	MRP-373	-	UA079	RC299
RC974	AMT-1 Light Brown	-	-	-	71.320	-	MRP-015	-	-	RC313
RC975	AMT-4 / A-24m Green	-	-	-	71.301	HTK_073	MRP-016	-	-	RC315
RC976	AMT-7 Light Blue	-	-	-	71.318	HTK_072	MRP-018	-	-	RC316
RC977	AMT-11 Blue Grey	-	-	-	71.304	HTK_071	MRP-019	-	-	RC317
RC978	AMT-12 Dark Grey	-	-	-	71.308	HTK_070	MRP-020	-	-	RC318
RC979	A-14 Interior Steel Grey	-	-	-	71.336	-	MRP-021	-	-	RC319
RC980	Russian Cockpit Turquoise	-	C391	-	71.331	HTK_047	MRP-001	2135	-	RC206

* RAL 840 R
** Modern RAL 840 HR



130 MILITARY COLORS

ACCURACY



AK

AK INTERACTIVE, S.L. | www.AK-interactive.com

